




ZEXEL **CAT NO. 22-001**

COMPRESSOR TYPE: DKV14D
CAR MODEL: TROOPER 3.2L GAS
YEAR MODEL: 1994 **GROOVE: 4PK**



ZEXEL **CAT NO. 22-002**

COMPRESSOR TYPE: DKV14D
CAR MODEL : TROOPER 3.2/3.5L GAS
YEAR MODEL: 1998 **GROOVE: 6PK**



ZEXEL **CAT NO. 22-003**

COMPRESSOR TYPE: DKV14G
CAR MODEL: TROOPER/RODEO 3.2L
YEAR MODEL: 2003 **GROOVE: 6PK**




ZEXEL **CAT NO. 22-004**

COMPRESSOR TYPE: DKS13CH
CAR MODEL: TRUCK 24V
YEAR MODEL: **GROOVE: 1A**



ZEXEL **CAT NO. 22-005**

COMPRESSOR TYPE: DKS15CH (EM SH)
CAR MODEL: TROOPER 3.0L DSL
YEAR MODEL: 1994 **GROOVE: 2A**




ZEXEL **CAT NO. 22-006**

COMPRESSOR TYPE: DKS15CH (DM BH)
CAR MODEL: TROOPER 3.2L DSL
YEAR MODEL: 1998 **GROOVE: 1A**



ZEXEL **CAT NO. 22-007**
COMPRESSOR TYPE: DKS15D
CAR MODEL: ELF 5.2L 24V
YEAR MODEL: 2008 **GROOVE: 1A**



CALSONIC **CAT NO. 22-008**
COMPRESSOR TYPE: CR12S
CAR MODEL : D-MAX 2.5L
YEAR MODEL: 2012 **GROOVE: 1A**



CALSONIC **CAT NO. 22-009**
COMPRESSOR TYPE: CR14
CAR MODEL: D-MAX 2.5L
YEAR MODEL: 2003 **GROOVE: 2A**



CALSONIC **CAT NO. 22-010**
COMPRESSOR TYPE: CR14
CAR MODEL: ALTERA 3.0L
YEAR MODEL: 2003 **GROOVE: 1A**



CALSONIC **CAT NO. 22-011**
COMPRESSOR TYPE: CR14
CAR MODEL: D-MAX LUV 3.5L
YEAR MODEL: 2006 **GROOVE: 6PK**



SANDEN **CAT NO. 22-012**
COMPRESSOR TYPE: SD7H15 (WN)
CAR MODEL: TROOPER 3.0L DSL
YEAR MODEL: 2003 **GROOVE: 2A**



SANDEN **CAT NO. 22-013**
COMPRESSOR TYPE: TRSA12
CAR MODEL: TRAILBLAZER 3.5L
YEAR MODEL: 2002-2008 **GROOVE: 4PK**



DENSO **CAT NO. 22-014**
COMPRESSOR TYPE: 10PA15C
CAR MODEL : CROSSWIND 2.5L
YEAR MODEL: 2001 **GROOVE: 2A**



DENSO **CAT NO. 22-015**
COMPRESSOR TYPE: 10S15C
CAR MODEL: SPORTIVO 2.5L
YEAR MODEL: 2008 **GROOVE: 2A**



DENSO **CAT NO. 22-016**
COMPRESSOR TYPE: 10S15C
CAR MODEL: CYZ
YEAR MODEL: **GROOVE: 1A**




ZEXEL **CAT NO. 22-017**
COMPRESSOR TYPE: DKS15CH (4EM BH)
CAR MODEL: TROOPER 3.0L DSL
YEAR MODEL: 1997 **GROOVE: 2A**




ZEXEL **CAT NO. 22-018**
COMPRESSOR TYPE: DKS13CH
CAR MODEL: AMIGO 2.3/2.6L
YEAR MODEL: 1993-1995 **GROOVE: 1A**




ZEXEL **CAT NO. 22-019**
COMPRESSOR TYPE: DKS15CH (RSF SH)
CAR MODEL: ELF 12V
YEAR MODEL: GROOVE: 1A



ZEXEL **CAT NO. 22-022**
COMPRESSOR TYPE: DKS15CH (RSF SH)
CAR MODEL: ELF 24V
YEAR MODEL: GROOVE: 1B




ZEXEL **CAT NO. 22-023**
COMPRESSOR TYPE: DKS15CH (RSF BH)
CAR MODEL: ELF 12V
YEAR MODEL: GROOVE: 1A



ZEXEL **CAT NO. 22-026**
COMPRESSOR TYPE: DKS15CH (RSF BH)
CAR MODEL : ELF 24V
YEAR MODEL: GROOVE: 1B



ZEXEL **CAT NO. 22-029**
COMPRESSOR TYPE: DKS15CH (LSF SH)
CAR MODEL: ELF 24V
YEAR MODEL: GROOVE: 1B



ZEXEL **CAT NO. 22-037**
COMPRESSOR TYPE: DKS15CH (RSF BH)
CAR MODEL: ELF 24V
YEAR MODEL: GROOVE: 1B



ZEXEL **CAT NO. 22-079**

COMPRESSOR TYPE: DKS15CH (4EM BF SH)

CAR MODEL: ELF 12V

YEAR MODEL: GROOVE: 1A



ZEXEL **CAT NO. 22-080**

COMPRESSOR TYPE: DKS15CH (4EM BF SH)

CAR MODEL: ELF 24V

YEAR MODEL: GROOVE: 1A



ZEXEL **CAT NO. 22-095**

COMP. TYPE: DKS17CH (RSF BH)

CAR MODEL: TROOPER

YEAR MODEL: GROOVE: 1A



ZEXEL **CAT NO. 22-096**

COMP. TYPE: DKS17CH (4EM BF SH)

CAR MODEL: TROOPER 12V

YEAR MODEL: GROOVE: 2A



ZEXEL **CAT NO. 22-097**

COMPRESSOR TYPE: DKS17CH (BF BH)

CAR MODEL: TROOPER 12V

YEAR MODEL: GROOVE: 2A



DENSO **CAT NO. 22-098**

COMPRESSOR TYPE: TV12C (LSF)

CAR MODEL: ELF (12V)

YEAR MODEL: 1999 GROOVE: 1A



CALSONIC **CAT NO. 22-099**

COMPRESSOR TYPE: 10S17
CAR MODEL: ALTERA / D-MAX 3.0L
YEAR MODEL: 2003 **GROOVE: 1A**



DENSO **CAT NO. 22-101**

COMPRESSOR TYPE: 10S13C (24V)
CAR MODEL: KK FRR35
YEAR MODEL: **GROOVE: 8PK**



DENSO **CAT NO. 22-102**

COMPRESSOR TYPE: 10S15C (LSF)
CAR MODEL: GIGA
YEAR MODEL: **GROOVE: 1B**




DENSO **CAT NO. 22-103**

COMPRESSOR TYPE: 10S15C (RSF)
CAR MODEL: GIGA
YEAR MODEL: 2005 **GROOVE: 1A**




DENSO **CAT NO. 22-104**

COMPRESSOR TYPE: 10S11E (3EM)
CAR MODEL: TRUCK 24V
YEAR MODEL: **GROOVE: 1A**



ZEXEL **CAT NO. 22-105**

COMPRESSOR TYPE: DKS15D
CAR MODEL: ELF 5.2L
YEAR MODEL: 2008 **GROOVE: 1A**



DENSO **CAT NO. 22-106**

COMPRESSOR TYPE: 10PA15C
CAR MODEL: GIGA (24V)
YEAR MODEL: GROOVE: 1B



VALEO **CAT NO. 22-107**

COMPRESSOR TYPE: DKS17DS
CAR MODEL: GIGA (24V)
YEAR MODEL: GROOVE: 1B



DENSO **CAT NO. 22-108**

COMPRESSOR TYPE: TV12C (LSF)
CAR MODEL: ELF
YEAR MODEL: 1999 GROOVE: 8PK



ZEXEL **CAT NO. 22-109**

COMP. TYPE: DKS15CH (8EM BF ORING TYPE)
CAR MODEL: ELF 24V
YEAR MODEL: GROOVE: 2A

CENTRAL AIR TECH



ZEXEL **CAT NO. 22-110**


COMPRESSOR TYPE: DKS15CH (8EM BF SH)
CAR MODEL: ELF 24V
YEAR MODEL: GROOVE: 1B

ZEXEL **CAT NO. 22-111**


COMP. TYPE: DKS15CH (4DM RSF SH)
CAR MODEL: ELF 12V
YEAR MODEL: GROOVE: 2A




ZEXEL **CAT NO. 22-112**
COMP. TYPE: DKS15CH (4DM BF BH)
CAR MODEL: ELF 24V
YEAR MODEL: GROOVE: 1A



DENSO **CAT NO. 22-113**
COMP. TYPE: 10S13C (24V)
CAR M: FORWARD/DUMP PKG-FRR90S1
YEAR MODEL: GROOVE: 1A



VALEO **CAT NO. 22-114**
COMPRESSOR TYPE: DKS15D
CAR MODEL: HITACHI KENKI/ELF
YEAR MODEL: GROOVE: 1B



DENSO **CAT NO. 22-115**
COMPRESSOR TYPE: TV12C (134A)
CAR MODEL: ELF 24V
YEAR MODEL: GROOVE: 1A



ZEXEL **CAT NO. 22-116**
COMPRESSOR TYPE: DKS13CH (4EM SH)
CAR MODEL: TROOPER 3.0 DSL
YEAR MODEL: 1994 GROOVE: 2A

CENTRAL AIR TECH

ZEXEL **CAT NO. 22-117**
COMP. TYPE: DKS13CH (8EM BF SH)
CAR MODEL: ELF 24V
YEAR MODEL: GROOVE: 1B




ZEXEL **CAT NO. 22-118**
 COMP. TYPE: DKS17CH (4EM BF SH)
 CAR MODEL: TRUCK 24V
 YEAR MODEL: GROOVE: 2A



ZEXEL **CAT NO. 22-119**
 COMP. TYPE: DKS17CH (4EM BF SH)
 CAR MODEL: TRUCK
 YEAR MODEL: GROOVE: 1A



VALEO **CAT NO. 22-120**
 COMPRESSOR TYPE: DKS17DS
 CAR MODEL: CROSSWIND 2.5L
 YEAR MODEL: 2003 GROOVE: 2A



ZEXEL **CAT NO. 22-121**
 COMP. TYPE: DKS15CH (4EM BF SH)
 CAR MODEL: ELF 24V
 YEAR MODEL: GROOVE: 2A



ZEXEL **CAT NO. 22-122**
 COMP. TYPE: DKS15CH (4DM BF BH)
 CAR MODEL: ELF 24V
 YEAR MODEL: GROOVE: 1B



MITSUBUSHI **CAT NO. 22-123**
 COMPRESSOR TYPE: CSA150B1B3
 CAR MODEL: FORWARD TKG-FRR90T2
 YEAR MODEL: GROOVE: 1B


ZEXEL **CAT NO. 22-124**

COMP. TYPE: DKS17CH (4DM BF BH)
CAR MODEL: TROOPER 3.2L DSL
YEAR MODEL: 1998 **GROOVE:** 1A

CENTRAL AIRE TECH

DENSO **CAT NO. 22-125**

COMPRESSOR TYPE: 10PA17C
CAR MODEL: CROSSWIND
YEAR MODEL: **GROOVE:** 2A

CENTRAL AIRE TECH


ZEXEL **CAT NO. 22-126**

COMPRESSOR TYPE: DKS15CH (8EM BF SH)
CAR MODEL: ELF (24V)
YEAR MODEL: **GROOVE:** 2A

DENSO **CAT NO. 22-127**

COMP. TYPE: 10PA15C
CAR MODEL: GIGA (24V)
YEAR MODEL: **GROOVE:** 1A


ZEXEL **CAT NO. 22-128**

COMPRESSOR TYPE: DKS15CH (RSF BH)
CAR MODEL: TRAVIZ
YEAR MODEL: **GROOVE:** 2A


DENSO **CAT NO. 22-129**

COMPRESSOR TYPE: 10PA15C
CAR MODEL: GIGA (24V)
YEAR MODEL: **GROOVE:** 1A



CALSONIC **CAT NO. 22-130**

COMP. TYPE: CR08B

CAR MODEL: DMAX 1.9

YEAR MODEL: 2017

GROOVE: 6PK



ZEXEL **CAT NO. 22-131**

COMPRESSOR TYPE: DKS15CH (EM BH)

CAR MODEL: TROOPER (12V)

YEAR MODEL:

GROOVE: 2A



DENSO **CAT NO. 22-132**

COMPRESSOR TYPE: 10S15C (RSF)

CAR MODEL: GIGA (24V LONG WIRE)

YEAR MODEL:

GROOVE: 1B



CALSONIC **CAT NO. 22-133**

COMP. TYPE: CR08B

CAR MODEL: DMAX

YEAR MODEL: 2018

GROOVE: 7PK